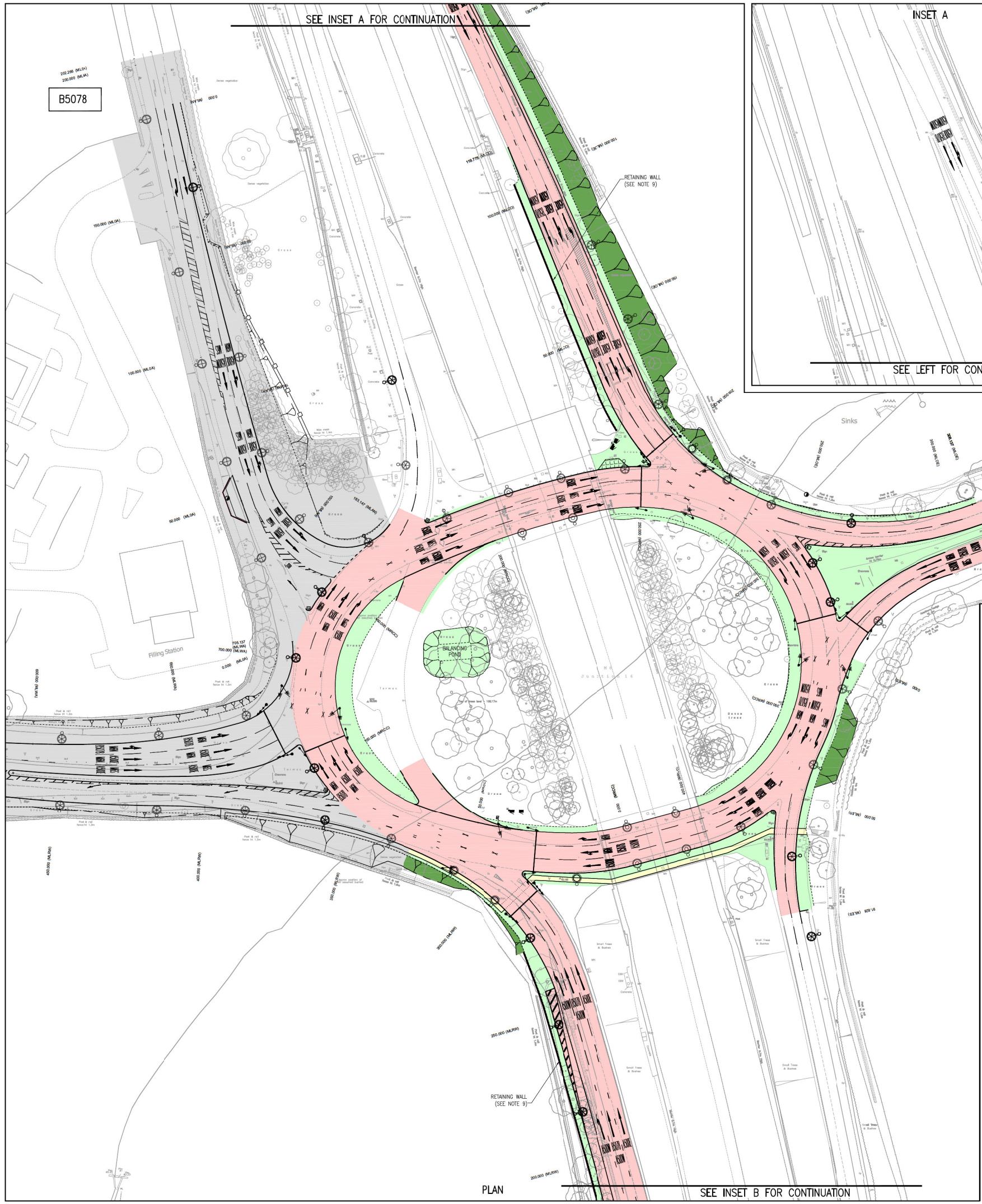

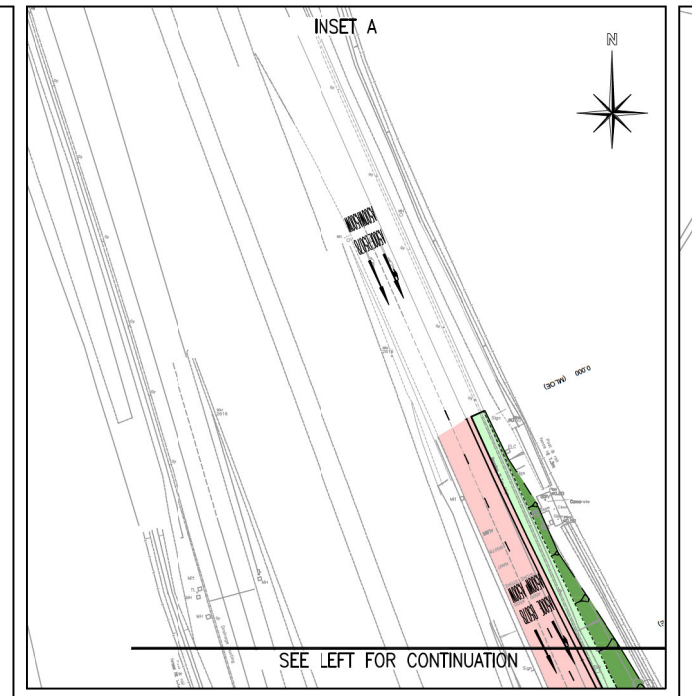

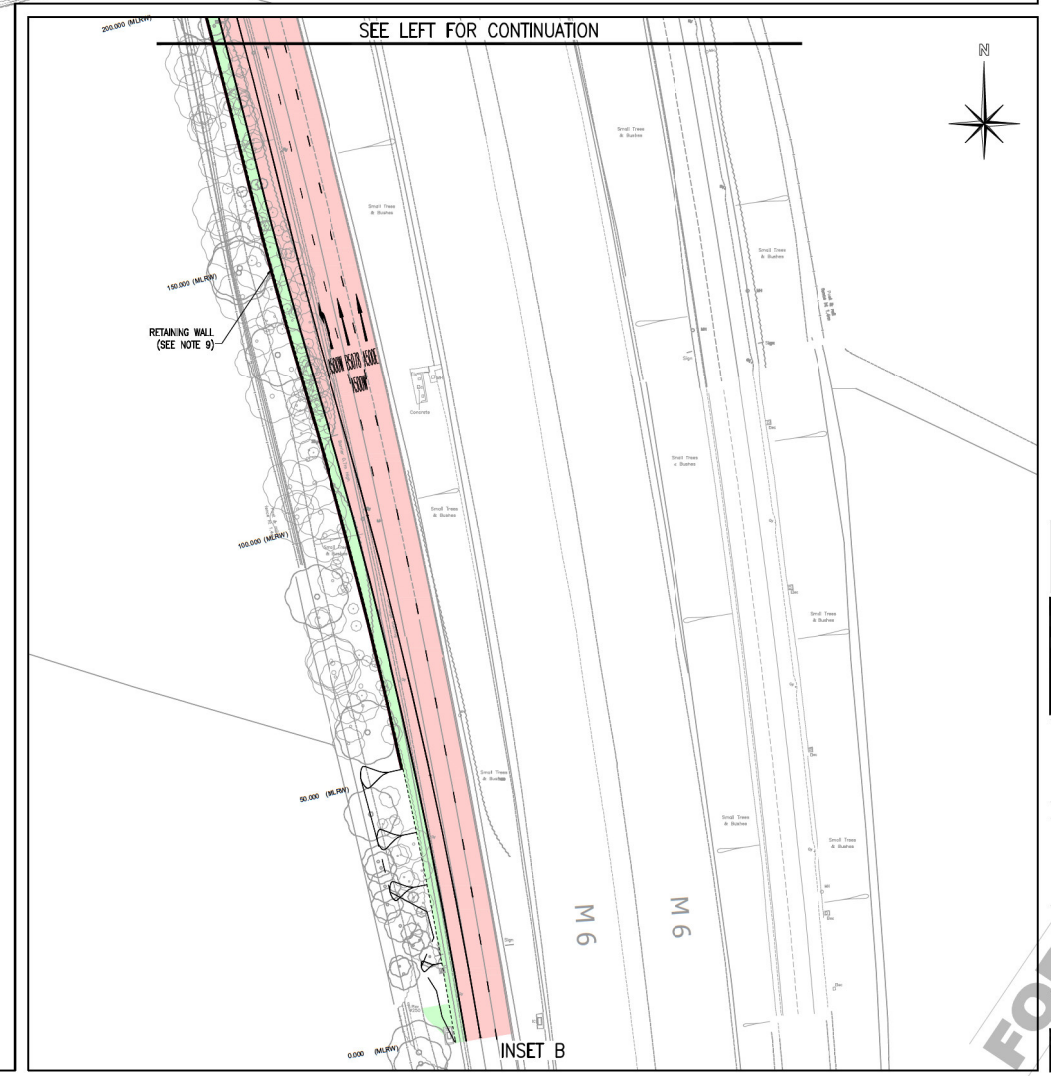

COPYRIGHT © THE CONTENTS OF THIS DRAWING MAY NOT BE REPRODUCED IN WHOLE OR IN PART WITHOUT THE WRITTEN PERMISSION OF THDA LTD

NOTES:

1. THE CONTRACTOR IS TO CHECK ALL DIMENSIONS AND LEVELS ON SITE PRIOR TO COMMENCING WORKS & REPORT ANY DISCREPANCIES TO THE ENGINEER
2. FOR DRAINAGE DETAILS REFER TO DRAWINGS Nos. 03–0084/0500–003 & 006.
3. FOR SURFACE FINISHES REFER TO DRAWING No. 03–0084/0700–001.
4. FOR KERBING & EDGING DETAILS REFER TO DRAWING No. 03–0084/1100–001.
5. FOR TRAFFIC SIGNS & ROAD MARKINGS DETAILS REFER TO DRAWINGS Nos. 03–0084/1200–001, 002 & 004.
6. FOR TRAFFIC SIGNAL DETAILS REFER TO DRAWING No. 03–0084/1200–005.
7. FOR STREET LIGHTING DETAILS REFER TO DRAWING No. 03–0084/1300–001.
8. FOR APPROACH VISIBILITY CHECKS REFER TO DRAWINGS Nos.03–0084/0100–013 & 015.
9. FOR DETAILS OF RETAINING WALLS REFER TO STRUCTURAL DRAWINGS.
10. FOR DETAILS OF VEHICLE RESTRAINT SYSTEMS REFER TO DRAWING No.03–0084/0400–001.

KEY:

- PROPOSED CARRIAGEWAY
- PROPOSED FOOTWAY AND TRAFFIC DEFLECTION ISLANDS
- PROPOSED VERGE
- PROPOSED CUTTING/EMBANKMENT
- EXISTING HIGHWAY UNDER CONTROL OF CHESHIRE EAST COUNCIL (SEE DRAWING No.03–0084/0100–002 FOR DETAILS)
- TRAFFIC SIGNAL HEAD (SEE NOTE 6)
- LIGHTING COLUMN (SEE NOTE 7)
- 100.000 (MLCC) – CHAINAGE AND ASSOCIATED CHANNEL STRING LABEL. LABELS AS FOLLOWS: –

MRCC =	CIRCULATORY CARRIAGEWAY.
MLNO =	M6 NORTHBOUND ENTRY SLIP ROAD APPROACH TO M6 SOUTHBOUND EXIT SLIP ROAD APPROACH.
MLOE =	M6 SOUTHBOUND EXIT SLIP ROAD APPROACH TO A500 EASTBOUND EXIT.
MLES =	A500 WESTBOUND APPROACH TO M6 SOUTHBOUND ENTRY SLIP ROAD EXIT.
MLSR =	M6 SOUTHBOUND ENTRY SLIP ROAD EXIT TO M6 NORTHBOUND EXIT SLIP ROAD APPROACH
MLRW =	M6 NORTHBOUND EXIT SLIP ROAD APPROACH TO A500 WESTBOUND EXIT.

rev.	date	description	chk.
E	25/11/11	DRAWING WINDOWS, NOTES & KEY REVISED. VERGES REVISED. SHADING ADDED.	DCT
D	APR '11	SOUTHBOUND SLIP RETAINING WALL REVISED. SOUTHWEST QUADRANT KERBLINE REVISED.	DCT
C	MAR '11	RETAINING STRUCTURE PROVISION UPDATED.	DCT
B	DEC '10	TAPER REVISED TO A500 WESTBOUND	DCT
A	DEC '10	PROPOSED A500 APPROACH REVISED. FURTHER LAYOUT UPDATES ADDED.	DCT

TH :: DA
consulting engineers
10 Hylton Street
Birmingham, West Midlands B18 6HN
tel 0121 515 5960 fax 0121 515 5961
e-mail mail@thda.co.uk

client:
GOODMAN

job title:
BASFORD WEST, CREWE
S278 OFFSITE HIGHWAY WORKS
M6 J16 AND BARTHOMLEY LINK

drawing title:
GENERAL ARRANGEMENT
M6 J16

scale:	date:	drawn by:	checked by:
1:500	APR. '09	DCT	DCT

job number:	drawing number:	revision:
03–0084	0100–001	E

FOR APPROVAL